



















Legend

	Rear Lane Single Family (Zero Lot Line)		Duplex		Front Drive Single Family
	Suggested House Width in Feet @18.0 ft and 29.5 ft Front Setbacks		Lot Frontage in Feet		Transformer
	Light Standard		Hydrant		Telephone/Cable Pedestal
	Zero Lot Line		Utility Easement		Driveway Location
	Sound Attenuation Fence		Trees		Lots with Reduced Side Yard
					Bollards
					Sidewalk
					Wood Screen Fence